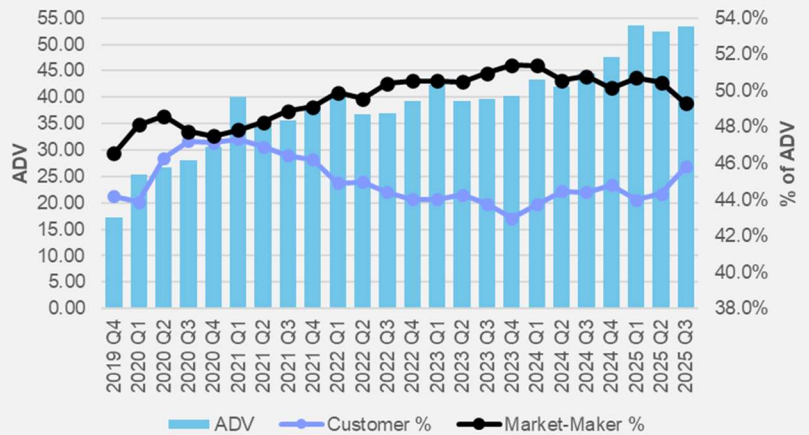


The Sky is the Limit

Options volumes reached new record highs during the first three quarters of 2025, eclipsing 53 million contracts per day. After a three-year period during which market-maker volumes were the driving force of this record trend, the customer segment has now taken over since the start of 2024 and now accounts for almost 46% of volume - the highest level since Q4 2021.

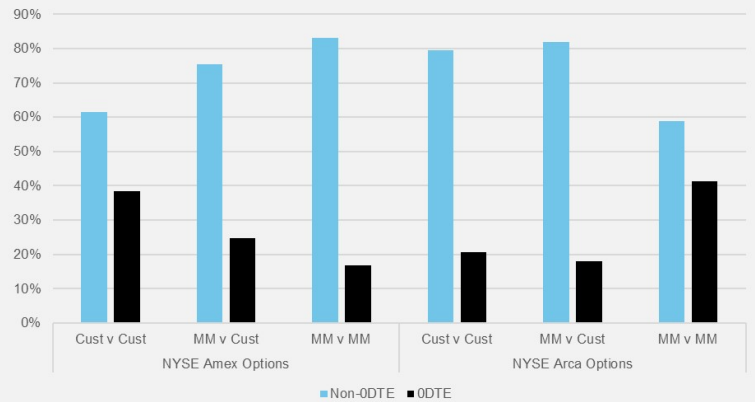
Options Industry ADV and Composition



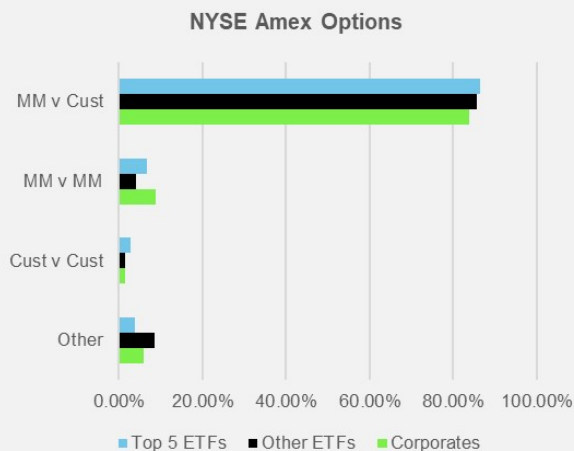
Know Your Interactions

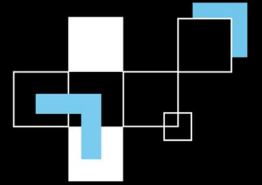
As 0DTE options continue their march higher, differences in trading patterns emerge under the surface. Although non-0DTE trading still accounts for the lion's share of trading volume, this distribution varies greatly with both the underlying interaction and the trading venue.

0DTE Breakdown by Interaction



Interaction Split by Underlying

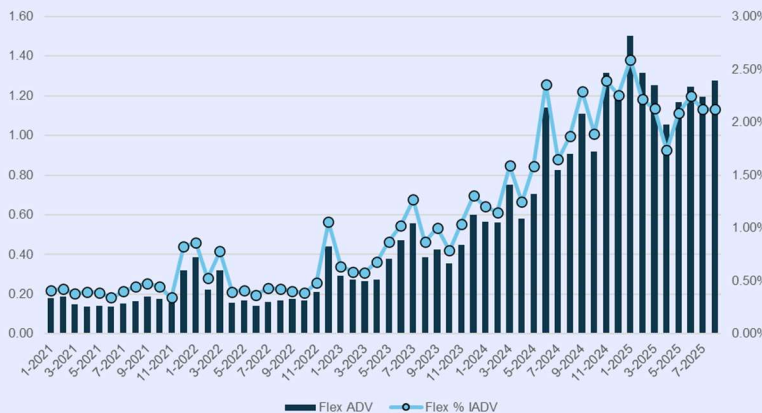




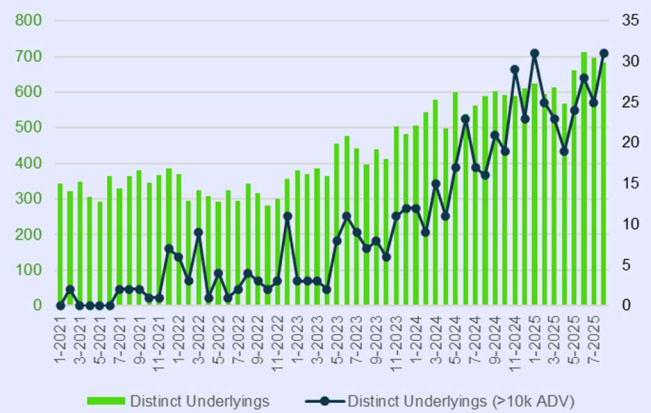
Q3 2025 Spotlight: FLEX Options

- **Customize contract terms**, including exercise price, exercise style and expiration date.
- Price discovery in **competitive and transparent** auction markets.
- Contract guarantee and **elimination of counter-party risk** via OCC Clearing.
- Available on both **NYSE American Options** and **NYSE Arca Options**.
- **1.2+ million contracts** traded daily across **600+ underlyings** (**30+ underlyings with >10k ADV**).

FLEX Options ADV and % IADV



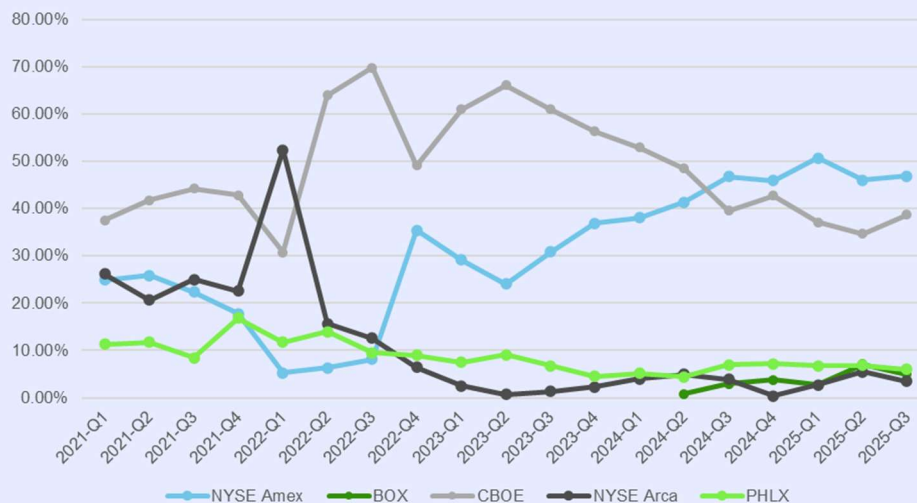
FLEX Options Underlyings



Many (FLEX) Options, One Destination

NYSE American Options is the #1 trading venue for FLEX options. Almost 47% of all FLEX trading takes place on the Amex floor, while the NYSE Group as a whole trades more than half of all FLEX contracts.

FLEX Options Market Share



Reach out to your NYSE Relationship Manager or rmteam@nyse.com with any questions or to learn more about FLEX options.