

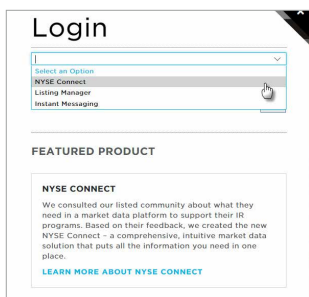
NYSE CONNECT LOGIN INSTRUCTIONS

START USING THE NEW NYSE CONNECT

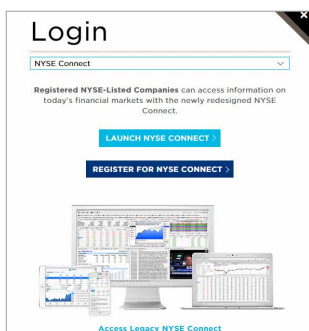
1. Electronically sign this [user agreement](#)
2. Go to www.nyse.com
3. From the top left corner of the page, click the 'LOGIN' link.



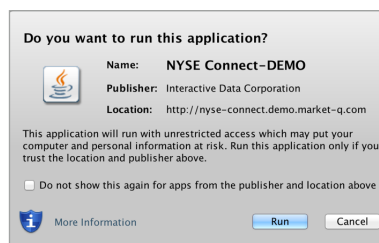
4. In the pop-up window that appears, Select 'NYSE Connect' from the drop-down.



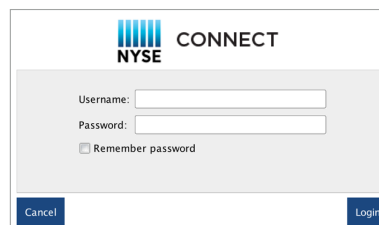
5. Click 'LAUNCH NYSE CONNECT'.



6. Follow the prompts to download and Save NYSE Connect to your desktop. When asked, choose to Open or Run NYSE Connect.



7. Enter your username and password, and click Login.



8. The application will launch and open to the default NYSE Connect page.



9. Don't forget to download the NYSE Connect mobile app from the iTunes or the Google Play store so you can stay updated on your stock from anywhere.



FURTHER INFORMATION

Training Webinars

Every Tuesday and Thursday

Training Videos

These can also be found in the bottom left corner of the NYSE

NYSE Connect Support

Phone: 1-800-281-3659

Email: nyseconnectsupport@nyse.com